lumeto

Ready to see more?

Scan the code below to learn more and book a virtual demo.

contact@lumeto.com

793 Pharmacy Ave.
Toronto, ON
M1L 3K2

lumeto

InvolveXR

The most adaptable AI-enabled Sim Lab to meet *your* program needs.







Scale up your sim program with a new versatile Sim Lab tailored to your training needs and ready to use in minutes. From wherever you are.

Elevate your program outcomes with *the only* Sim Lab that offers

All modes of training enabling unparalleled access and flexibility
To train how you want to, from where you want to

- Synchronous
- Single-learner
- Onsite
- In-VR
- Asynchronous
- Multi-learner
- Remote
- OnScreen

The largest library of adaptable immersive Learning Experiences
Competency-mapped Learning Experiences that can be delivered as-is or customized to suit unique learning objectives.

AI Patients for realistic and scalable patient simulations
Customizable patients and characters with AI-driven verbal and non-verbal responses based on learner interventions and sim progress.

ACE (Artificial Clinical Evaluator) as an educator's AI aide
AI-driven customizable evaluations to optimize faculty time and assist in insightful formative and summative assessments and debrief.

Effective VR integration across programs with holistic learning pathways and loops

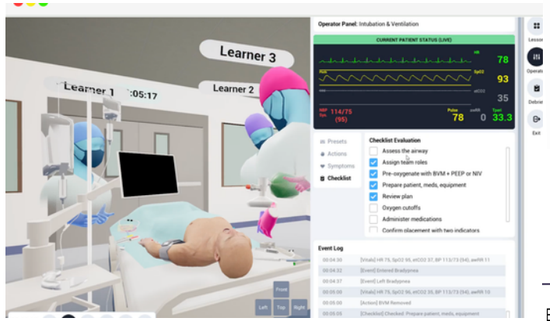

Instructor-led dynamic simulations with on-the-fly adaptations and Record & Replay for effective debriefing and assessments

Learning Loop
designed to practice clinical skills & the apply them in simulated scenarios

Extend reach with non-VR observers



Self Directed Practice & Skills Training in VR & On-screen





Patient conversations in VR just got more real

"I have been struck by how working with AI patients in Lumeto evokes an emotional response that mirrors interactions with human patients. The joy of making a breakthrough in patient communication or the sadness felt during a patient's distress highlights the system's realism and immersiveness. This emotional engagement makes each simulation a powerful tool for honing empathetic and professional skills as a nurse."

Kimberly Workum, Director, Clinical Competence Assessment Centre and Digital Strategies Senior Instructor, College of Nursing, Rady Faculty of Health Sciences, University of Manitoba

It's not just easy. It's also effective.

Results from two independent IRB-approved research studies conducted using InvolveXR by

- American College of Chest Physicians to measure effectiveness of Difficult Airway Management training
- Comparing artificial intelligence-enhanced virtual reality and simulated patient simulations in undergraduate nursing education By University of Manitoba



Demonstrated self efficacy in using crew resource management principles to maximizing patient safety during intubation

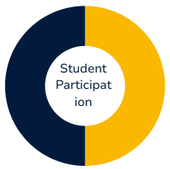

Students participated in AI-VR

Students participated in SP simulations

Results in comparing SP with AI-enabled patients on InvolveXR

Psychological safety: AI-VR stood out for psychologically safe environment, allowing students to experiment, make mistakes, build confidence without fear of judgment

Communication: AI-VR facilitated structured patient interviews & prioritiztion skills

Confidence:
Especially effective in scenarios requiring quick decision-making

Skills development : AI-VR emphasized critical thinking & navigation of complex scenarios

In a session of 25 minutes

16%
relative increase in procedural knowledge of difficult airway management across all learners

26%
increase in procedural knowledge of difficult airway management in Residents

Significant
increase in respiratory distress management knowledge among Prelicensure Nursing learners

Customize to harmonize learning

"The customization is the first thing that drew me to the platform. Not only can I create states and import media ahead of time, I can also change the vitals and states on the fly in response to what the learners are doing. I think importance of this cannot be overstated as learners always tend to do something you cannot fully anticipate and so instead of breaking the immersion to guide them back to the prearranged path, I can adapt to what they are doing. The custom prompted AI conversation feature allows me to have the patient know their own history and respond naturally to questions and history gathering by the learners, which increases the immersion even more. We have integrated Lumeto as a regular recurring station in parallel with our high fidelity mannikin program and the feedback from learners has been overwhelmingly positive."

Timothy J. Koboldt, **MD, FACEP**, Associate Professor & Simulation Director, Emergency Medicine, Fellowship Director, Medical Education & Simulation, University of Missouri - Columbia School of Medicine

